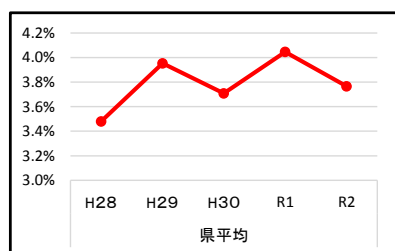
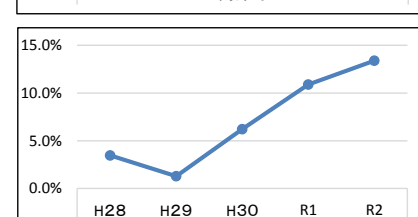
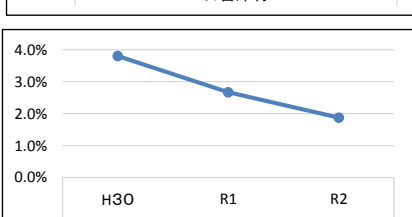
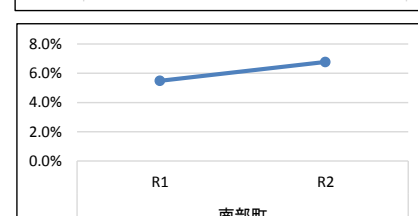
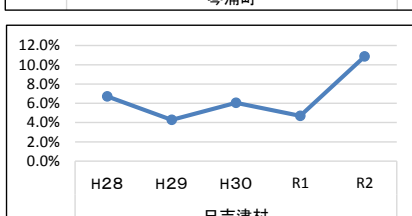
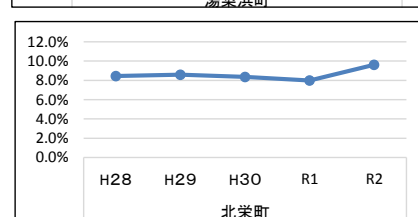
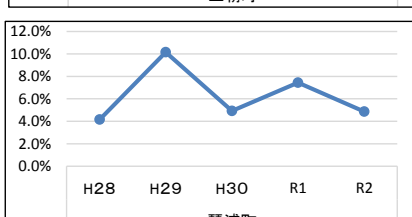
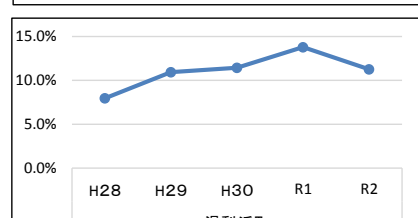
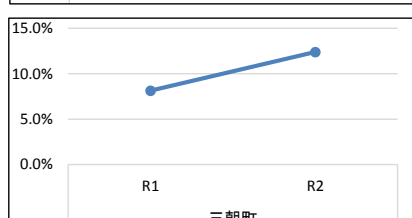
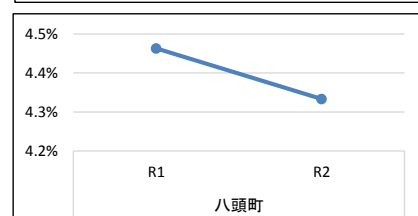
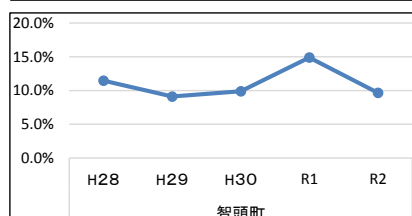
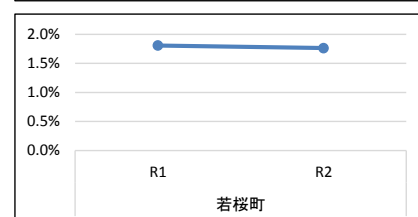
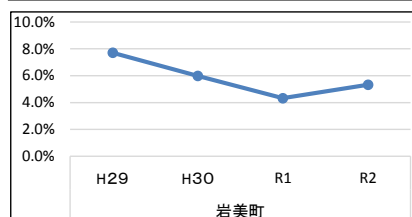
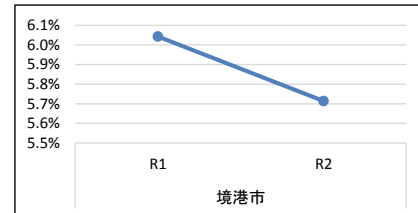
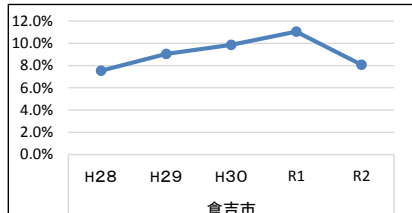
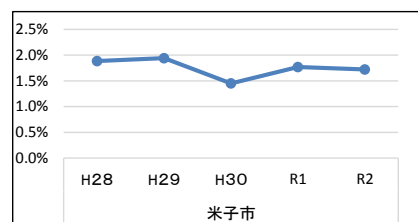
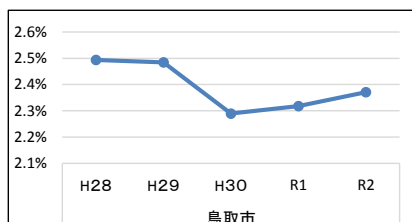


歯周疾患検診結果 経年推移(5年間 H28~R2)

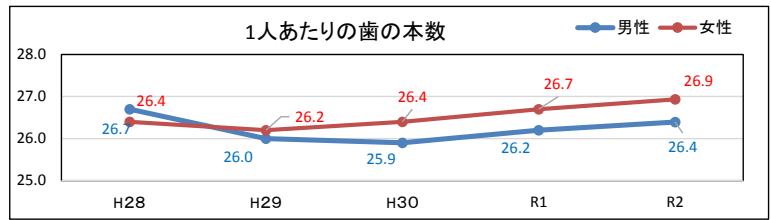
○受診率

		(人)		
		受診率	対象者数	受診者数
鳥取市	H28	2.5%	9,424	235
	H29	2.5%	10,665	265
	H30	2.3%	10,656	244
	R1	2.3%	10,439	242
	R2	2.4%	9,996	237
米子市	H28	1.9%	7,164	135
	H29	1.9%	7,467	145
	H30	1.5%	8,135	118
	R1	1.8%	8,147	144
	R2	1.7%	7,955	137
倉吉市	H28	7.5%	2,457	185
	H29	9.0%	2,698	244
	H30	9.9%	2,710	267
	R1	11.0%	2,526	279
	R2	8.1%	2,377	192
境港市	R1	6.0%	1,903	115
	R2	5.7%	1,785	102
岩美町	H29	7.7%	576	44
	H30	6.0%	702	42
	R1	4.3%	670	29
	R2	5.3%	620	33
若桜町	R1	1.8%	166	3
	R2	1.8%	170	3
智頭町	H28	11.5%	323	37
	H29	9.1%	384	35
	H30	9.9%	435	43
	R1	14.9%	356	53
	R2	9.7%	393	38
八頭町	R1	4.5%	941	42
	R2	4.3%	900	39
三朝町	R1	8.1%	123	10
	R2	12.4%	113	14
湯梨浜町	H28	8.0%	804	64
	H29	10.9%	959	105
	H30	11.4%	944	108
	R1	13.8%	435	60
	R2	11.3%	364	41
琴浦町	H28	4.2%	385	16
	H29	10.2%	394	40
	H30	4.9%	385	19
	R1	7.4%	349	26
	R2	4.9%	391	19
北栄町	H28	8.5%	757	64
	H29	8.6%	872	75
	H30	8.4%	850	71
	R1	8.0%	839	67
	R2	9.6%	863	83
日吉津村	H28	6.7%	179	12
	H29	4.3%	187	8
	H30	6.1%	198	12
	R1	4.7%	213	10
	R2	10.9%	175	19
南部町	R1	5.5%	602	33
	R2	6.8%	561	38
日野町	H30	3.8%	184	7
	R1	2.7%	187	5
	R2	1.9%	160	3
江府町	H28	3.5%	144	5
	H29	1.3%	156	2
	H30	6.2%	145	9
	R1	10.9%	156	17
	R2	13.4%	127	17
県平均	H28	3.5%	21,637	753
	H29	4.0%	24,358	963
	H30	3.7%	25,344	940
	R1	4.0%	28,052	1,135
	R2	3.8%	26,950	1,015



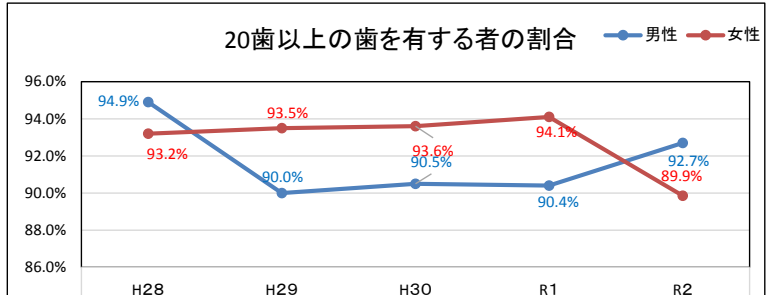
○1人あたりの歯の本数(現在歯数)

	男性	女性	全体
H28	26.7	26.4	26.5
H29	26.0	26.2	26.1
H30	25.9	26.4	26.3
R1	26.2	26.7	26.5
R2	26.4	26.9	26.8



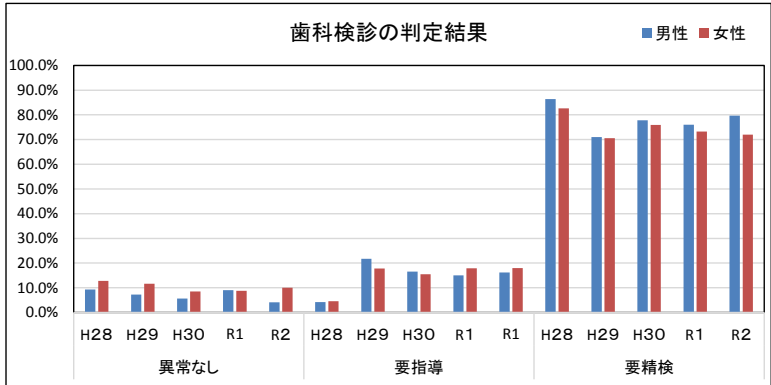
○20歯以上の歯を有する者の割合

	男性	女性	全体	
20歯以上	H28	94.9%	93.2%	93.8%
	H29	90.0%	93.5%	92.4%
	H30	90.5%	93.6%	92.7%
	R1	90.4%	94.1%	93.0%
	R2	92.7%	89.9%	90.7%
19歳以下	H28	5.1%	6.8%	6.2%
	H29	10.0%	6.5%	7.6%
	H30	9.5%	6.4%	7.3%
	R1	9.6%	5.9%	7.0%
	R2	7.3%	10.0%	9.2%



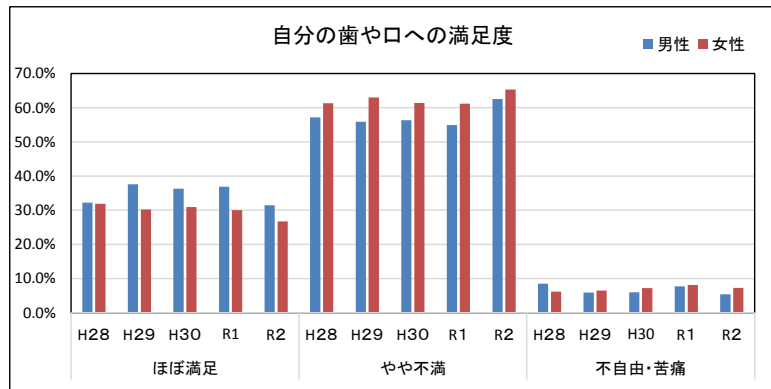
○歯科検診の判定結果

	男性	女性	全体	
異常なし	H28	9.3%	12.8%	11.7%
	H29	7.2%	11.6%	10.3%
	H30	5.6%	8.5%	7.7%
	R1	9.0%	8.8%	8.9%
	R2	4.1%	10.0%	8.2%
要指導	H28	4.2%	4.6%	4.5%
	H29	21.7%	17.8%	19.0%
	H30	16.5%	15.5%	15.9%
	R1	15.0%	17.9%	17.0%
	R2	16.2%	18.0%	17.4%
要精検	H28	86.4%	82.6%	83.8%
	H29	71.0%	70.6%	70.7%
	H30	77.8%	75.9%	76.5%
	R1	76.0%	73.2%	74.1%
	R2	79.7%	72.0%	74.4%



○自分の歯や口への満足度について

	男性	女性	全体	
ほぼ満足	H28	32.2%	31.9%	32.0%
	H29	37.6%	30.2%	32.4%
	H30	36.3%	30.9%	32.6%
	R1	36.9%	30.0%	32.2%
	R2	31.4%	26.7%	28.2%
やや不満	H28	57.2%	61.3%	60.0%
	H29	55.9%	63.0%	60.9%
	H30	56.3%	61.4%	59.9%
	R1	54.9%	61.2%	59.2%
	R2	62.5%	65.3%	64.4%
不自由・苦痛	H28	8.5%	6.2%	6.9%
	H29	5.9%	6.5%	6.3%
	H30	6.0%	7.2%	6.8%
	R1	7.7%	8.1%	7.9%
	R2	5.4%	7.3%	6.7%



○4mm以上の歯周ポケットを有する者の割合

	男性	女性	全体
H28	51.7	48.9	49.8
H29	55.5	59.9	58.6
H30	64.8	64.3	64.5
R1	67.5	62.7	64.2
R2	68.3	62.3	64.1

